

# Plat of Survey

of

## Lot 1 of Certified Survey Map No. 4595,

recorded in Vol. 30 of Certified Survey Maps of Walworth County on Page 139 and located in the Southeast 1/4 of Section 3, Town 3 North, Range 15 East, Town of Richmond, Walworth County, Wisconsin.

Witness Corner  
Section 3-3-15  
(N. 275,248.67')  
(E. 2,348,191.84')

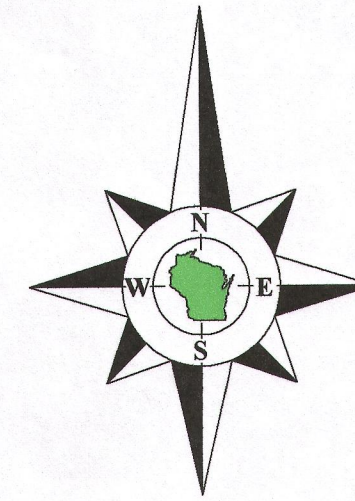
Surveyed for: **Dennis Jungmann**  
4N936 Birchdale Court  
St. Charles, Illinois. 60175

**Chapel Drive**

Lot 3  
C.S.M. 1947

Tax Parcel  
CR 300001B

Tax Parcel  
CR 200008



Bearings reference to the  
plat of Marshall Heights.

**Lot 1**  
**Tax Parcel**  
**CA459500001**

3.014 Acres  
131,271 Sq.Ft.

East 1/4 Corner  
Section 3-3-15  
(N. 275,272.97')  
(E. 2,348,942.03')



Tax Parcel  
CR 200005

Copyright 2015 by Olson Land Surveying, LLC.

All rights reserved. No part of this survey plat may be reproduced or transmitted in any form by any means - graphic, electronic, or mechanical, including photocopying, tracing, or information storage and retrieval systems - without permission in writing from Douglas G. Olson, Olson Land Surveying, LLC.

I, Douglas G. Olson, Wisconsin Professional Land Surveyor, do hereby certify that this survey was performed by me, or under my direction in full compliance with the owner's/agent's instructions and Chapter A-E 7 of the Wisconsin Administrative Code "Minimum Standards for Property Surveys"; and that this map is an accurate representation thereof to the best of my knowledge and belief.

Douglas G. Olson  
Wisconsin Professional Land Surveyor - 2093



### Notes:

- 1) This survey plat is not certified unless signed and sealed in red ink.
- 2) This survey is subject to Wisconsin lien laws. This Plat of Survey is the notice of intent to file lien. Lien waiver required.

Survey Date: April 8, 2015.  
Revisions: No. 1 - Recorded CSM  
No. 2 - Proposed Building  
No. 3 - Concrete Slab

Scale in Feet  
1" = 40'  
0' 20' 40' 80'

**Olson Land Surveying, LLC**



45 South Wisconsin Street \* P.O. Box 322 \* Elkhorn, Wisconsin. 53121  
Telephone: (262) 723-3434 \* Facsimile: (262) 723-8044  
Email: doug@olsonsurveying.com

**Legend**  
Found County Section Corner  
Found Iron Pipe  
Found Iron Rod  
Set Wood Lath  
Utility Pole  
Utility Pedestal  
Asphalt Surface

Sheet 1 of 1 Sheets  
Job Reference Number  
**2016.066**

**2016.066**

CA4595-1 315-12-92